



Year 1
Phonics
screen

- ❑ Children have 30 mins daily phonics lessons;
- ❑ Children are taught to read by breaking down words into separate **sounds** or 'phonemes'. They are then taught how to **blend** these sounds together to read the whole word
- ❑ As well as all the single letter sounds we teach the children 58 different digraphs/trigraphs in phonics
- ❑ To ensure that children have the best possible chance in the screen, where appropriate some children have been selected have extra phonics teaching.

a 	b 	c 	d 	e 	f 	g 	h 
i 	j 	k 	l 	m 	n 	o 	p 
qu 	r 	s 	t 	u 	v 	w 	x 
y 	z 	sh  <small>shh</small>	th  <small>thhhhhhh</small>	ch  <small>ch-ch-ch</small>	ng  <small>a frog is a song</small>	nk  <small>I think I think I think I think</small>	
ay  <small>may I play?</small>	ee  <small>what can you see?</small>	igh  <small>fly high</small>	ow  <small>how the cow</small>	oo  <small>you at the zoo</small>	oo  <small>look at a book</small>	ar  <small>start the car</small>	or  <small>what the door</small>
air  <small>what's not fair</small>	oy  <small>buy for a boy</small>	ir  <small>what and bird</small>	ou  <small>what it not</small>				

May I play?



ay

Make a cake



a-e

Snail in the rain



ai

What can you see?



ee

Cup of tea



ea

He, me, she we, be



e

Fly high



igh

Nice smile



i-e

Blow the snow



ow

Phone home



o-e

Goat in a boat



oa

Poo at the zoo



oo

Huge brute



u-e

Chew the stew



ew

Look at a book



oo

Whirl and twirl



ir

Nurse with a purse



ur

Better letter



er

Start the car



ar

Shut the door



or

Yawn at dawn



aw

That's not fair




air

Care and share



are

Toy for a boy



oy

Spoil the boy



oi

Shout it out



ou

Brown cow



ow



ure

Fear with your ear



ear

Fire! Fire!



ire



tion




tious
cious

What is the screen?

- ❑ Every Year 1 child in the country will be taking a statutory phonics screening check this term.
- ❑ The check has very similar tasks to those the children complete during phonics lessons.
- ❑ The focus of the check is to provide evidence of children's decoding and blending skills, **not to test their vocabulary.**

What will the children do?

- The check takes less than 10 minutes to complete;
- They will be asked to 'sound out' words and blend the sounds together. e.g. d-o-g - dog 
- The check will consist of 40 one and two syllable words and non-words
- Children know if the word is a real or 'alien' word, with the addition of an alien image.

Examples of words

day

2012 PrimaryTools.co.uk

slide

2012 PrimaryTools.co.uk


newt

2012 PrimaryTools.co.uk

phone

2012 PrimaryTools.co.uk

voo



2012 PrimaryTools.co.uk

jound



2012 PrimaryTools.co.uk

terg



2012 PrimaryTools.co.uk

fape



2012 PrimaryTools.co.uk

How will it be administered?

- Teachers will conduct all of the screening checks with the children. This year Mrs Gething-Smith, Mrs Jastrzebski and Mrs Clark are doing the screen
- The children will complete the check one to one in a quiet area of the school
- We do not tell the children their score at the time or ask them to try again if they get it wrong!

And the results...?

- The standard has been set at 32/40 since the screen began
- When the children's end of year report is sent out you will be given your child's score.
- If your child's score falls below the national standard they will re-take the Phonics Screen at the end of Year 2.

When will it happen?

- ❑ The screening will take place throughout the week beginning 10th June- Please let us know if you will be going away on holiday that week.

How can you help?

- ✓ Say each sound in the word from left to right.
- ✓ Blend the sounds by pointing to each letter, i.e. /b/ in bat, or letter group, i.e. /igh/ in sigh, as you say the sound, then run your finger under the whole word as you say it.
- ✓ Talk about the meaning if your child does not understand the word they have read.
- ✓ Work at your child's pace.
- ✓ Always be positive and give lots of praise and encouragement.

How can you help?

- ✓ Encourage your child to use their RWInc knowledge to find the sound they need. Be mindful of saying the sounds correctly.
- ✓ Let your child see you enjoying reading yourself - they are influenced by you and what you value.
- ✓ Immerse your child in a love of reading: read to them regularly sharing books and library to choose books
- ✓ Make time for your child to read school books to you regularly - encourage them by pointing to the words and ask them about the story they are reading.
- ✓ Help your child to practise RWInc sounds on the sound mat & yellow booklet that has been sent home.
- ✓ Communicate with your child's teacher through their Home/School reading journal

How can you help?

Alphablocks - lots of videos and games to help with recognising letters and reading.

www.bbc.co.uk/cbeebies/shows/alphablocks

Phonics Games - A variety of different interactive games

www.ictgames.com/mobilePage/forestPhonics/index.html

Letters and sounds initial sound game- this game lets your child reveal a sound/letter and then try to find the picture that starts with the same sound. www.letters-and-sounds.com/phase-3-games.html

BBC Bitesize - this game allows your child to listen to the sounds in a word and to pick the correct letter. Then they can see what word they have made with all of the sounds together.

www.bbc.co.uk/bitesize/topics/zyfkng8/articles/zt27y4j

Phonics play - there are several free games to play that will help your child with their blending and segmenting.

www.phonicsplay.co.uk/Phase3Menu.htm

Questions?

